





Legend	
	Fire Truck Access Route
	Ambulance Access Route
	Elevator Access Point

Note that the Fire Truck Access Routes can be used by ambulances, while the Ambulance Access Route will not accommodate fire trucks.  
 (See sheet V-7 for parking information)

REVISIONS:




**ids**  
INTEGRATED  
DESIGN  
S E R V I C E S

SITE PLANNING  
LANDSCAPE ARCHITECTURE  
RESORT DESIGN

2075 E. Fern Avenue, #102  
Tremé, CA 94570  
Ph: 925-299-9267  
Fax: 925-299-9267

210 Stoddard Highway  
Mill Valley, CA 94041  
Ph: 415-381-5800  
Fax: 415-381-6801  
www.integrated-ids.com




**PERKINS DESIGN  
ASSOCIATES**

**MIPE**  
INCORPORATED

Internal Emergency Access Plan

Developed by  
 MPE, INC., PO Box 2429, Park City, UT 84060  
 eMail: info@treasureparkcity.com



**treasure**  
PARK CITY, UTAH

SHEET NUMBER

**V-8**

6/12/2008